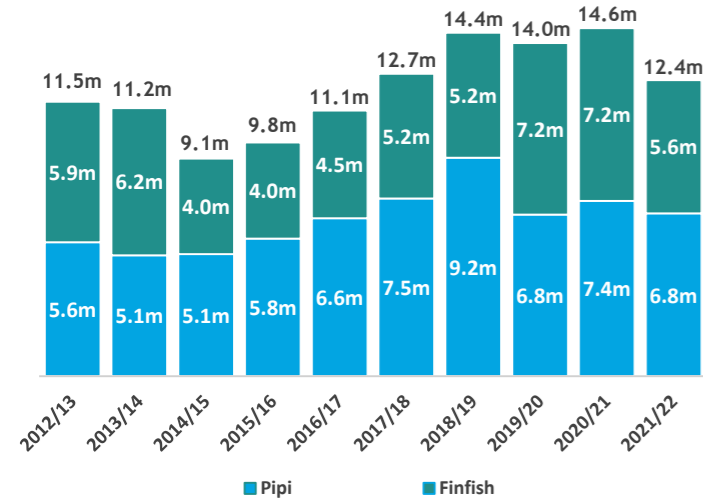


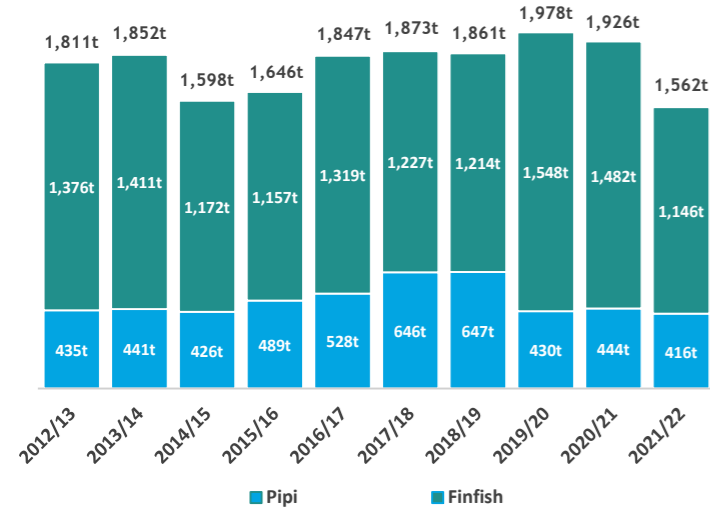
Lakes and Coorong Fishery Activity

Gross value of production (GVP) is the total revenue earned by all fishing businesses in the fishery over the year by selling their catch. It is calculated using beach price.

GVP (\$m, real 2021/22)



Catch (tonnes)

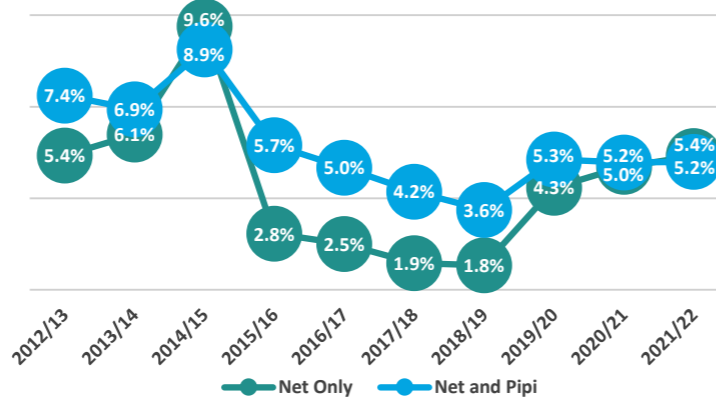


Objective: Maintain Efficient Regulation

Indicator: Management Cost/GVP

Licence fees are set to cover the cost of managing the fishery. Licence fees as a proportion of gross value of production (GVP) increases when GVP decreases or licence fees increase.

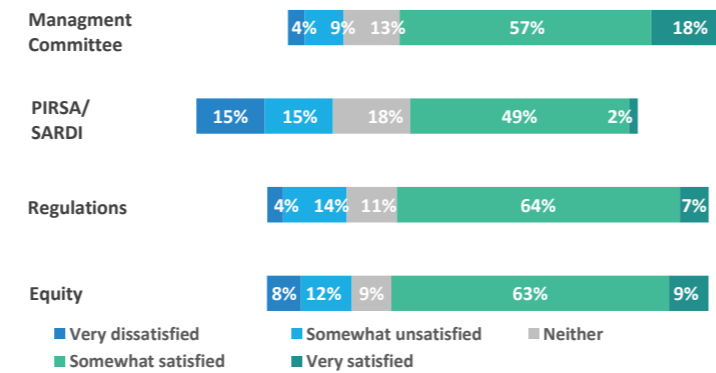
Licence Fees/GVP (%)



Indicator: Satisfaction with Management

These indicators provide an understanding of the level of support by fishers for fisheries management groups. Whether fishers think fisheries management groups are doing a good job and whether regulations are equitable and easy to comply with, are useful indicators of effective management.

Fisher Satisfaction with Management (2021)*



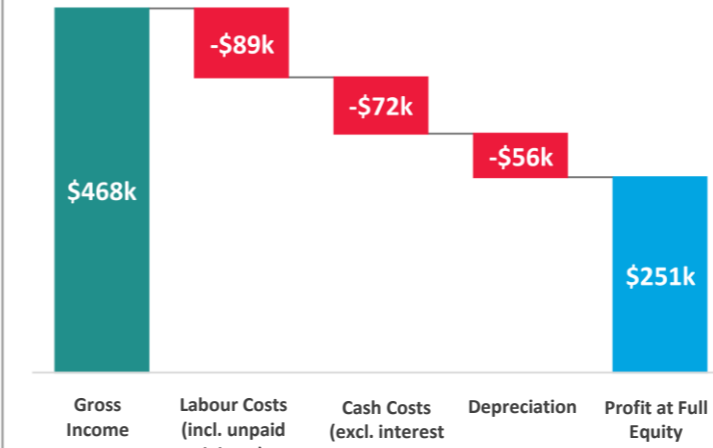
* Note that none of the other sectors (recreation, tourism etc.) were surveyed which is required for any objective analysis on perceptions of management.

Objective: Maximise Business Viability

Indicator: Profit at Full Equity

Profit at Full Equity represents the profitability of an average licence holder assuming there is no outstanding debt associated with the business and no lease payments. This reveals the average profitability of the fishery after removing any distorting financing arrangements.

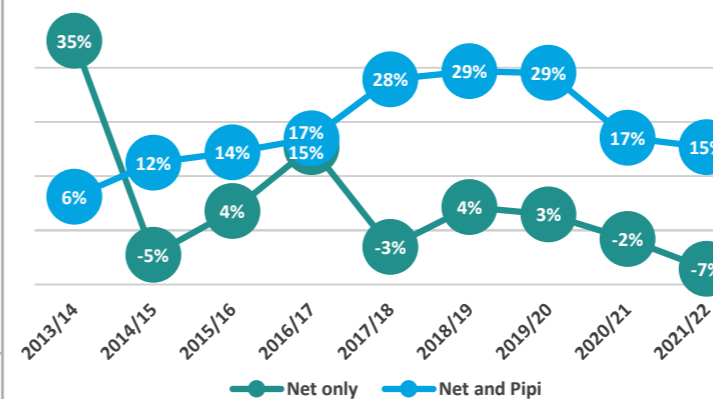
Components of Profit at Full Equity (\$'000, real 2021/22)



Indicator: Return on Investment

Return on investment refers to the financial return to capital for an average fishing business in the fishery. It is useful for understanding the performance of fishing businesses over time and for comparing against other fisheries and industries.

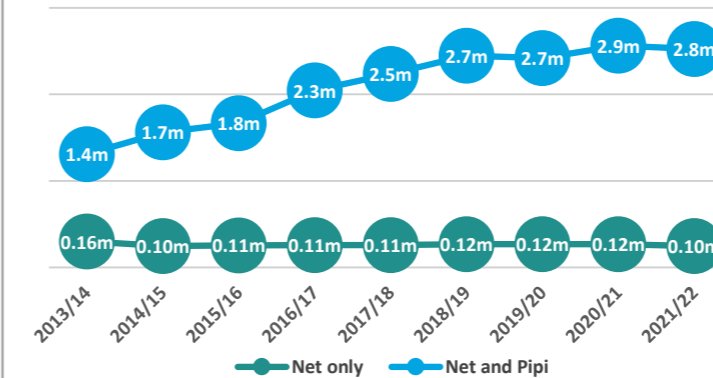
Return on Investment (%)



Indicator: Licence Value

Fishing licences represent a significant capital investment for fishing businesses. Their value depends on current and expected earnings in the fishery. The value reported here is based on fishers' own perceptions of the market value of their licences.

Licence Value (\$m, real 2021/22)

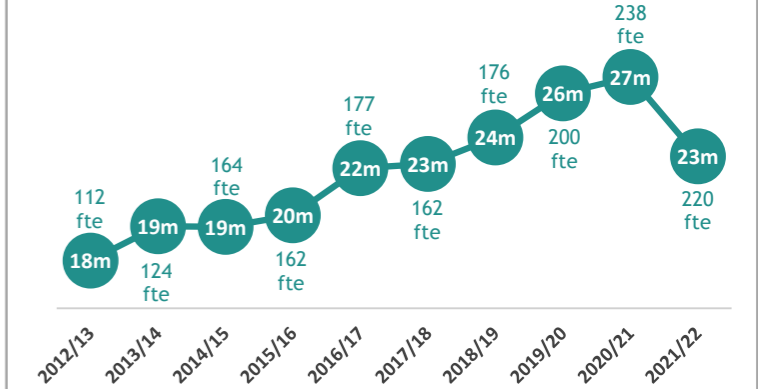


Objective: Maintain Livelihoods (State & Regional)

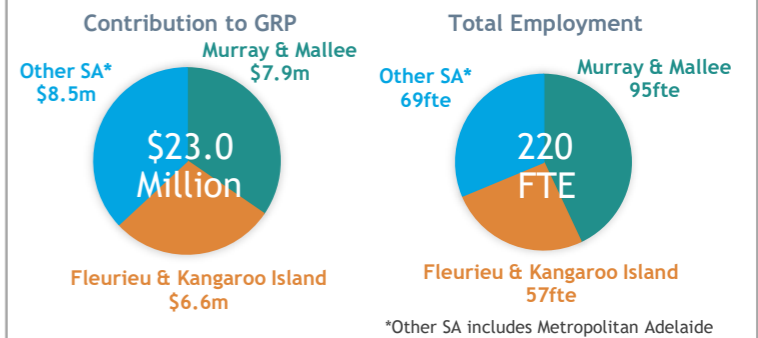
Indicators: Contribution to GSP/GRP and Employment

Contribution to gross state/regional product (GSP/GRP) is a measure of the net contribution of the fishery to the state or regional economy. Contribution to employment (fte) is a measure of the number of full-time equivalent jobs supported by the fishery. These indicators include direct activity in fishing firms and downstream firms (i.e. processing, transport, retail and food service) as well as flow-on effects in the broader economy.

Total GSP (\$m, real 2021/22) and Employment (fte)



Contribution to Gross State Product (\$m, real 2021/22) and Employment (fte)



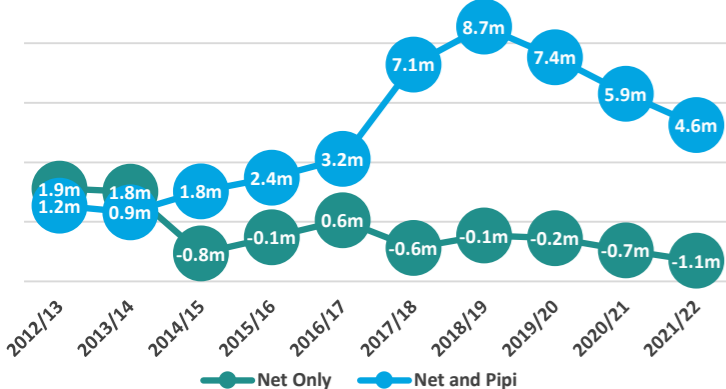
*Other SA includes Metropolitan Adelaide

Objective: Maximise Economic Efficiency

Indicator: Net Economic Return

Net Economic Return is the return from a fishery after all costs have been met. Costs include: labour, cash costs, depreciation and an allowance for 'normal' profit. This is the preferred indicator of economic efficiency.

Net Economic Return (\$m, real 2021/22)



Components of Net Economic Return (\$m, real 2021/22)



Objective: Social Wellbeing

Indicator: Community Contribution

Volunteering contributes to the overall wellbeing of regional communities. It increases community connectedness, enhances the viability of services and clubs, and contributes to local knowledge. The number of hours fishers spend on these activities is a useful indicator of the fishery's contribution to community wellbeing.

489 Hours of Community Contribution per month for all Licence Holders (2021)

Indicator: Fisher Satisfaction

Fishers derive important wellbeing benefits from their fishing activities, such as family traditions, lifestyle and community. Fishers' overall satisfaction with their fishing activities measures the wellbeing benefits they receive from fishing.

Fisher Satisfaction with Fishing (2021)

